

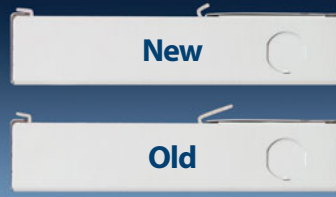
SERIES 418



TWO LAMP T5 OPTION



LOW PROFILE LENS



Application

- Office Task
- Undercabinet; T8 Preheat, T8 Rapid Start
- Display
- Companion to Series 420 and 422

Finish

- White

Lens

- Snap-in clear ribbed acrylic lens

Optional Features

Custom modifications in the physical specification and color are available for this fixture.

Lamping Options

T12	T8	T5	CFL
-	(1) 15W	(1) 8W *	-
-	(1) 17W	(1) 13W *	-
-	(1) 25W	(1) 14W *	-
-	(1) 32W	(2) 8W (T) *	-
-	(2) 25W (T) *	8W+13W (T) *	-
-	25W+32W (T) *	21W *	-
-		(2) 13W (T) *	-
-		28W *	-

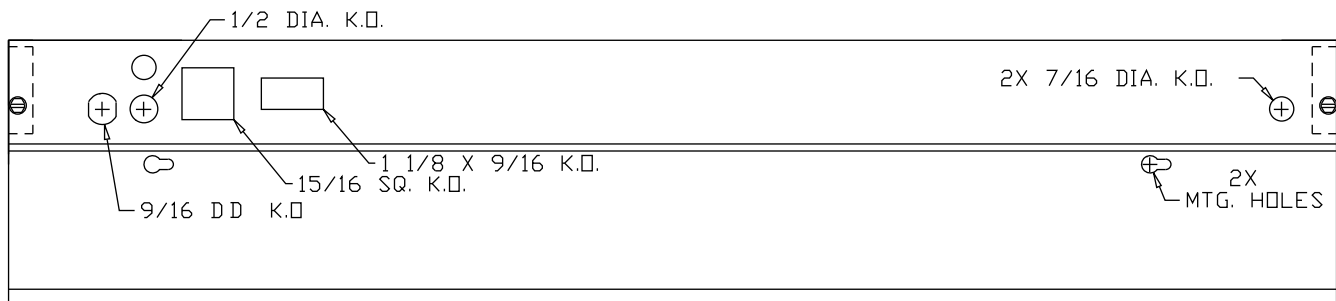
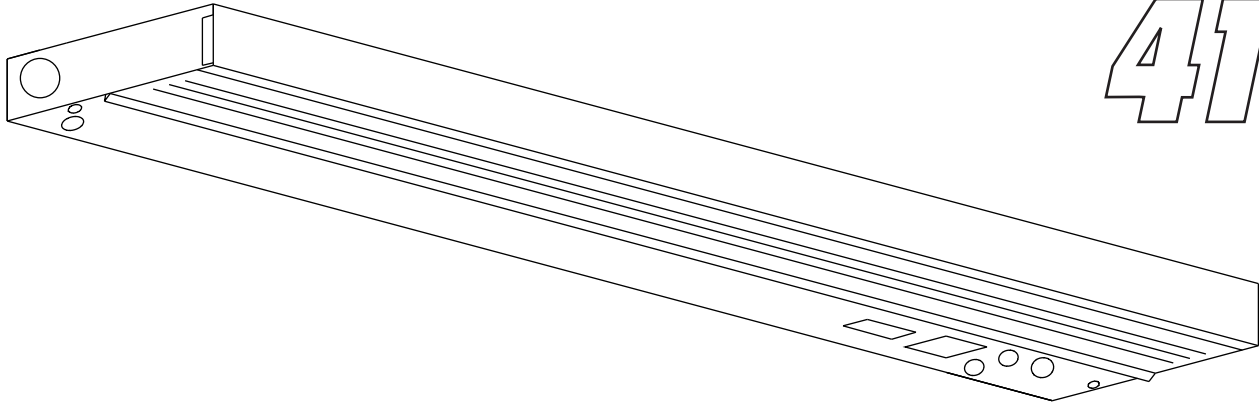
* available in above sizes as special order

(T) Tandem

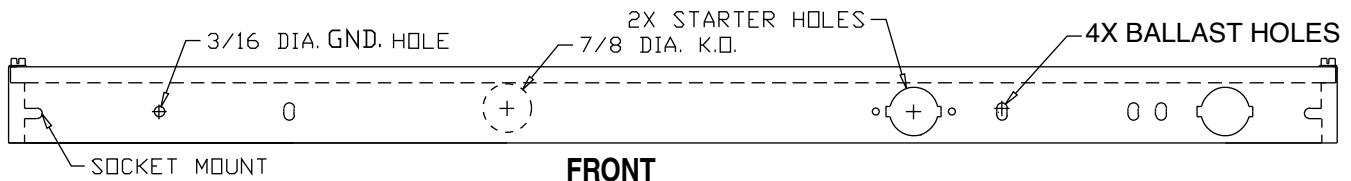
Packaging	8W	13W	15W	17W	14W
Bodies	36	36	36	36	36
Diffusers	144	72	72	72	72
	(2) 8W	8+13W	21W	(2)13W	28W
Bodies	18	16	18	16	16
Diffusers	72	72	72	72	72



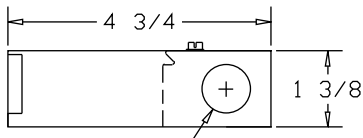
SERIES 418



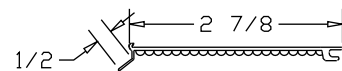
TOP - WITHOUT LENS



FRONT



**RIGHT AND LEFT ENDS
IDENTICAL**



**LENS
SNAP-IN LINEAR
PRISMATIC ACRYLIC**

T5	
SIZE	LENGTH
(1) 8W	12-3/16
(1) 13W	21-1/4
(2) 8W (T)	24-3/8
8W+13W(T)	33-3/8
(2) 13W (T)	42-3/8

T8	
SIZE	LENGTH
(1) 15W	18-1/16
(1) 17W	24-1/4
(1) 25W	36-1/4
(1) 32W	48-1/4
(2) 25W (T)	72-1/4
25W+32W (T)	84-1/4

(T) Tandem

REV 3-1-05

